



PRODUCENT INSTALACJI ODGROMOWEJ, MASZTÓW I UZIOMÓW

AH Hardt sp.j.
Cholerzyn 215, 32-060 Liszki

NIP: 679-01-68-262 konto: BSR Kraków 27858900060000001726060002
KRS: 0000120755

sprzedaż: 12-658-66-77/88
kom: 0-608-652-648
fax: 12-280-62-12

księgowość: 12-280-60-42

www.ah.com.pl
amh@ah.com.pl

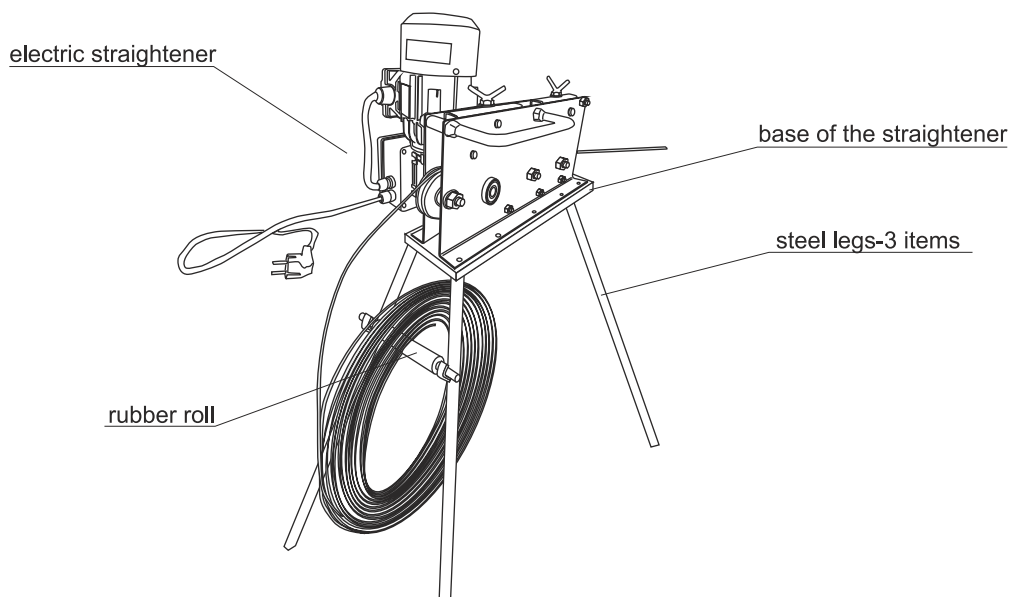
Instruction of using Wire and iron-band electric straightener on tripod

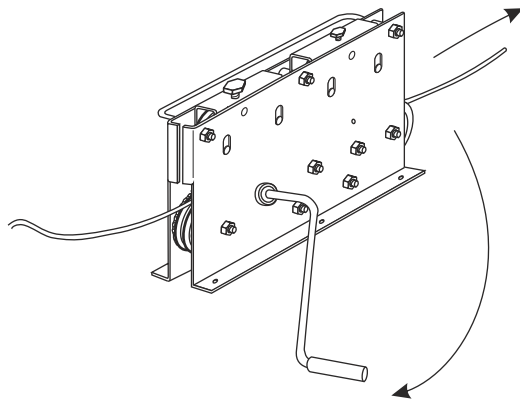
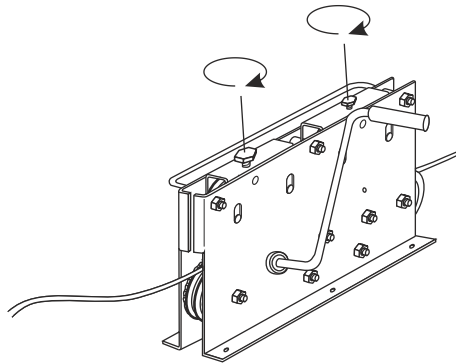
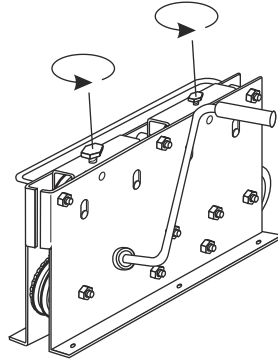
Use straightener to straightening wire 6-10 mm and iron band 20 x 3 mm– 30x 4 mm from 50 kg rolls placed on a rubber roll. For using Straightener two people are necessary. First one is operating Straightener and second one moves away with straight wire or iron band. After installation the device it is possible to straightening lengths of wire or iron band depending on the needs. Product is covered by 24 month warranty.

After insertion wire or iron band to the straightener, turn up slightly adjustment screws and start the device. If the wire or iron band will not be straight, tighten the adjustment screws again to desired effect. **WARNING!** over-tightening the adjustment screws can damage the zinc coating and bending wire or iron band.

Start the straightener by momentary- contact switch, turning it on L (left) or R (right) turnovers. To work the device hold the momentary- contact switch and be careful that wire or iron band is not blocked. After starting the device holding-wire person moves away for length of straight wire or iron band. Straightner should be plugged to a RCD (residual-current device) protected power source (single-phase 230V).

Power 230V





Thank you for
choosing our
product!

